

Home Page News Widget RSS Feed

We wanted to reach out and let you know that we have an exciting new Bloomz feature, the Homepage News Widget. Now you can simultaneously push news and reminders through text messages AND display them prominently on your school or district's homepage.

about Us ▾ Academics ▾ School life ▾ News ▾ Calendar ▾ Contact ▾



TESTIMONIALS

Alen Parker SAID
SCIENTIST

As a ED student, I can say a great environment for international students.

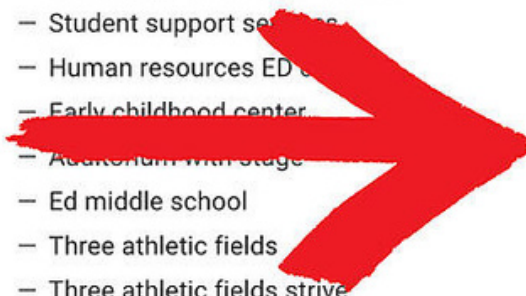
Ema Stone SAID
PEDIATRIST

I am really happy that I have chosen to attend the ED certification program.

Why choose us

OUR LEARN BASED PROGRAM

- Curriculum & instruction start
- Student support services
- Human resources ED
- Early childhood center
- Auditorium with stage
- Ed middle school
- Three athletic fields
- Three athletic fields strive
- Elementary school



School Communication



Excited for Spring Break!

Spring Break is finally around the corner! Tons of people are planning vacations with their...

Wed Jun 15 2022



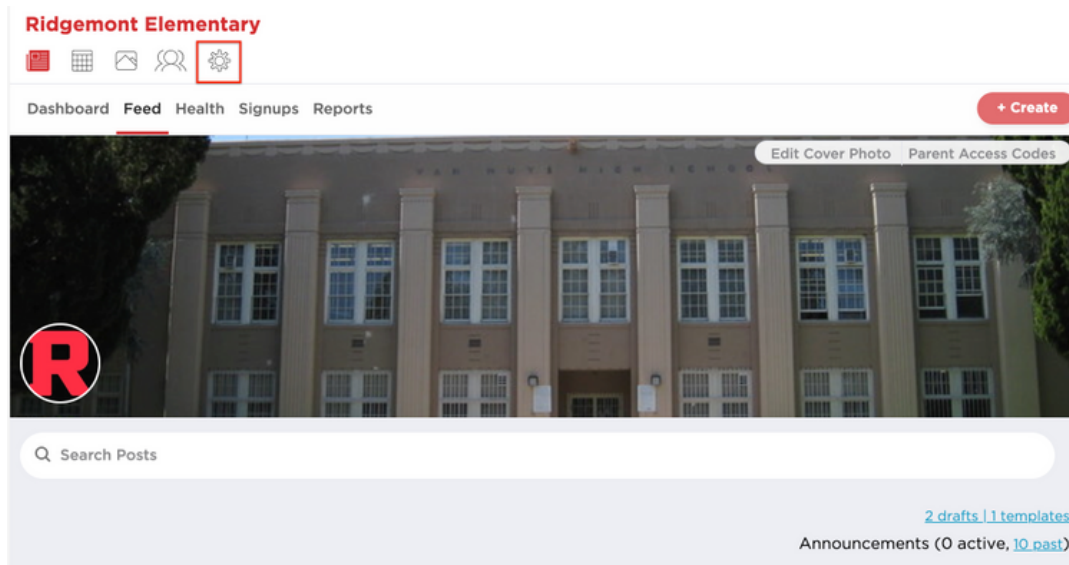
Ridgemont Goes Mask Optional

We've come a long way. The staff and kids are happy to go mask free.

Wed Jun 15 2022

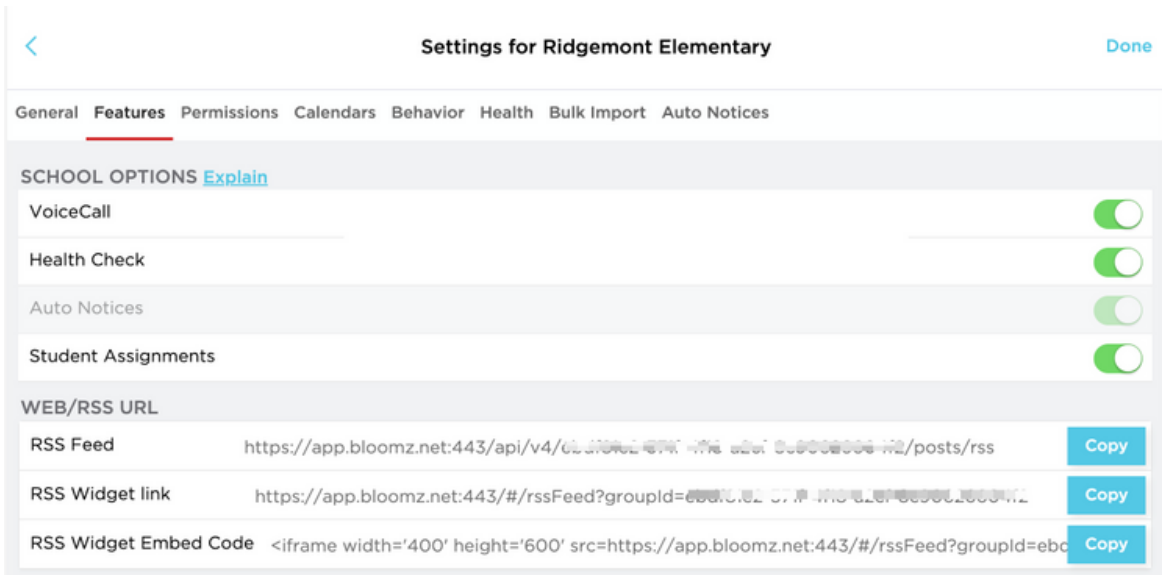
Locating The RSS Settings

The RSS settings can be found in the school settings window, under the Features tab.



To get there, follow these steps:

1. Select the School or District that you would like to configure.
2. Click on the Settings icon to open the desired School/District Settings Panel.
3. Select the Features tab.



RSS Feed

The RSS Feed link is generally used with an RSS Reader, News Aggregator, or a website plugin designed specifically for processing and displaying an RSS Feed.

1. To configure, simply copy and paste the entire RSS Feed URL into your reader software to begin displaying any content published to the school's RSS Feed.

RSS Widget Link

The RSS Widget Link is typically used with an RSS website widget designed for processing an HTML version of the RSS Feed.

1. To configure, simply copy and paste the entire RSS Widget Link URL into your website or Content Management System (CMS) widget to begin displaying any content published to the school's RSS Feed.

RSS Widget Embed Code

The RSS Widget Embed Code is used in place of a widget on a website or Content Management System (CMS) to embed a school's RSS Feed. I will generate all the HTML necessary to display the RSS Feed.

To configure, simply copy and paste the entire RSS Widget Embed Code into your website or Content Management System (CMS) HTML widget to begin displaying any content published to the school's RSS Feed.

NOTE: It is also possible to adjust the height and width of the embedded RSS Feed window simply by adjusting the following height and width elements in the embed code string.

Once you've embedded the code in your Content Management System (CMS), items posted to the RSS feed should begin showing on your website immediately as illustrated below.

The screenshot displays a school website layout with several content blocks:

- News Items:** Three columns of text-based news items, each with a "READ MORE" link.
- Navigation/Action Links:** A row of three buttons: "VISIT SCHOOL" (with a calendar icon), "INQUIRE" (with a bell icon), and "ONLINE APPLICATION" (with a document icon).
- Alumni Section:** Titled "Alumni" with a sub-header "STUDENTS TESTIMONIALS". It features two student profiles: Alen Parker (SCIENTIST) and Ema Stone (PEDIATRIST), each with a photo and a short testimonial.
- Why choose us Section:** Titled "Why choose us" with a sub-header "OUR LEARN BASED PROGRAM". It lists several bullet points: Curriculum & instruction start, Student support services, Human resources ED center, Early childhood center, Auditorium with stage, Ed middle school, Three athletic fields, and Elementary school.
- School Communication Section:** Titled "School Communication" with a blue header. It contains two news items: "Excited for Spring Break!" (dated Wed Jun 15 2022) and "Ridgemont Goes Mask Optional".